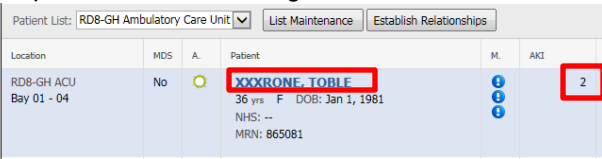
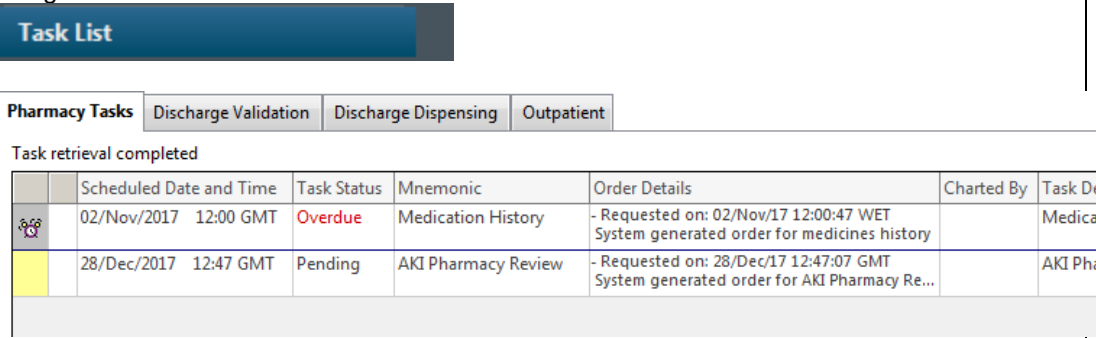
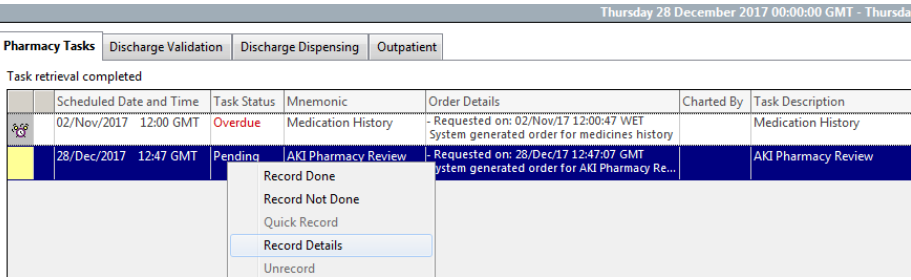
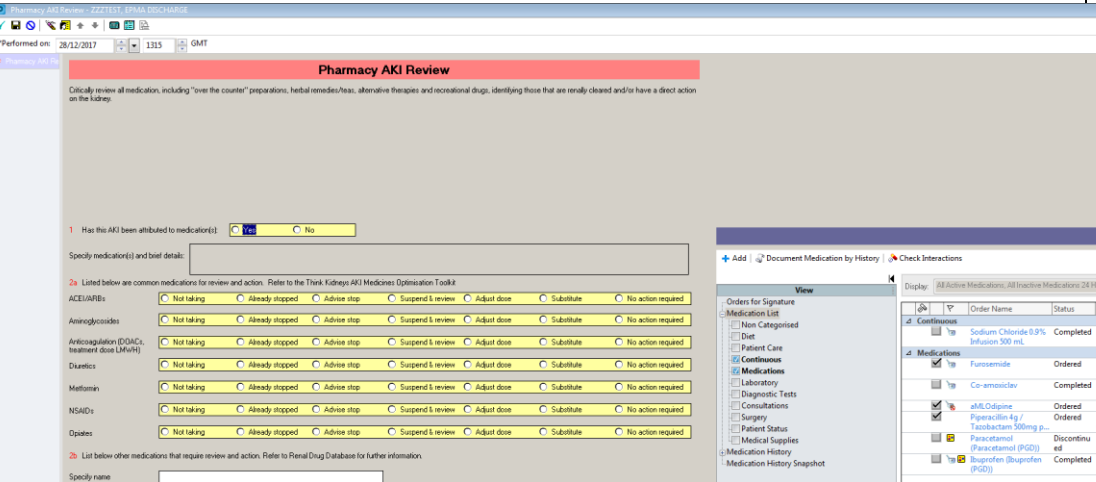

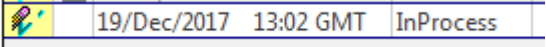


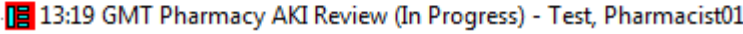



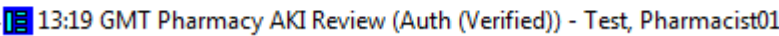


### QRG – AKI Pharmacy Review

| No. | Action   | Responsibility |
|-----|--|----------------|
| 1.  | <p>Navigate to PCO and identify patient with AKI level 2 or 3 via results in AKI column. Click on patient's name to navigate to PowerChart</p>  | Pharmacist     |
| 2.  | <p>Navigate to Task List</p>   | Pharmacist     |
| 3.  | <p>Either double click on AKI Pharmacy Review task or right-click and select "Record Details"</p>    | Pharmacist     |
| 4.  | <p>Complete form with relevant information.</p>    | Pharmacist     |

|           |   |                   |
|-----------|---|-------------------|
| <p>5.</p> | <p>To save the form as work in progress, click the save icon </p> <p>This will change the task's status to "In Process" and a draft of the form is saved in the form browser as "In Progress"</p>  <hr/> <p> <b>All Forms</b></p> <p> <b>Thursday 28 December 2017 GMT</b></p> <p></p> <p>To sign the form when the review is complete, click sign </p> <p>The task will disappear off the task list and the form is in its final version in the form browser</p> <hr/> <p> <b>All Forms</b></p> <p> <b>Thursday 28 December 2017 GMT</b></p> <p></p> <p>NB Doctors are not automatically informed when this form is completed by pharmacy. It is the pharmacist's responsibility to communicate this to the team looking after the patient.</p> | <p>Pharmacist</p> |
|-----------|---|-------------------|