
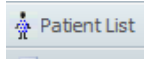

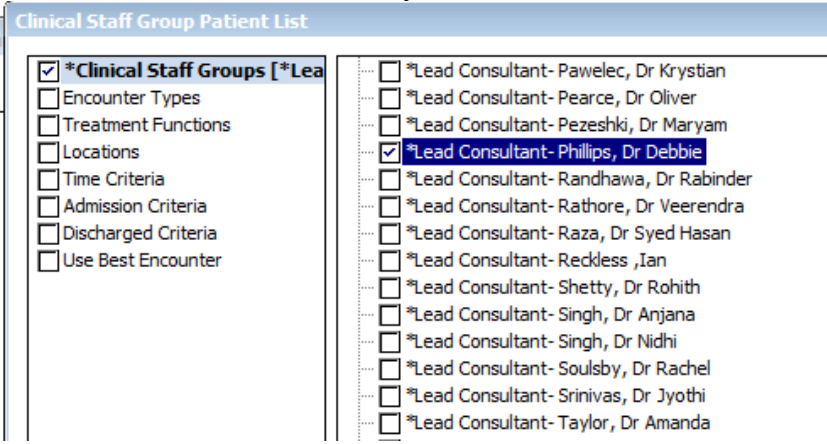


CREATING A CONSULTANT PATIENT LIST

1.	<p>Log in; navigate to PowerChart & the icon in your tool bar 'Patient List'.</p> <div style="text-align: center;">  PowerChart  </div>
2.	<p>Click on the Spanner icon 'List Maintenance'.</p> 
3.	<p>Click on the tab 'New' at the bottom of the window.</p>
4.	<p>Select 'Provider Group' from the patient list type & next.</p> <p>Select a patient list type:</p> <ul style="list-style-type: none"> Assignment Assignment (Ancillary) CareTeam Custom Location Medical Service Provider Group Query Relationship Scheduled
5.	<p>Select the tick box for your chosen consultant.</p> 

6. Define your list by using the filters from the left hand column.
Encounter types: e.g. Inpatient

- Day Care
- Day Case
- Day Case Waiting List
- Direct Referral
- Emergency Department
- Inpatient
- Inpatient Pre-Admission
- Inpatient Waiting List

Discharged Criteria:

- None
 - Only display patients that have not been discharged.
 - Only display patients that have been discharged within the last:
-

7. Click Finish.

8. Move your list from the Available Lists to the Active Lists. Click on the list name and use the blue arrow.

Available lists:

- *Lead Consultant-Phillips, Dr Debbie

Active lists:

9. Click OK.

*Lead Consultant- Phillips, Dr Debbie

*Lead Consultant-Phillips, Dr Debbie - Day Case, Inpatient - Not discharged

Alerts	Name	Location	Sex	Age	MRN	Association	Consultant	Medical Service	GP	Note	FIN	Visit Rea
	ZZZTEST, NM RD8-GH THEAT	Room 01 02	Female	39 years	862290	Consultant	Phillips , Deborah Joan	General Surgery	Quance , Ian		4327096	